

Element Locker Series

Configurable to Future-Proof Your Investment!

The Package Concierge® Element Locker Series is designed to help you meet your dynamic business needs now and in the future with site configurable lockers.

By simply swapping out different door sizes and removing or adding shelves, you can easily adjust the quantity and size of available locker compartments in a system already installed. This helps you future-proof your investment by adjusting the system to accommodate growth or other changes in your business.

Made in the USA by our experienced design and manufacturing teams, this robust modular system can easily be expanded and complies with US electrical and fire safety standards; all while looking sleek and enhancing the value of your facility.

Indoor Locker Standard Features

- Pre-configured double column modules
- Dry Cleaning locker module includes hanger mechanisms
- Patent-pending site configurable locker process
- 10" x 8" touchscreen, camera barcode Reader
- Uninterruptable power supply (UPS)
- Electrical: 120 AC volt, 15 amp
- Internet: Ethernet, Wifi or Cellular
- Operating temperature range: 32°F to 95°F
- Corrosion-resistant steel construction with powder coat finish available in eight (8) colors
- Custom powder coat color finish or wraps available
- Foundation-mounting with hidden hardware
- Linear, U/L shape and split system installation options

No Interior Space? No Problem!

The Package Concierge® Element Locker Series also includes an outdoor option, with weather-resistant compartments and awning with LED light for nighttime illumination.



Site configurable lockers



Proprietary cloud-based software



Web portal with live/historical data



U.S. based 24/7 customer support



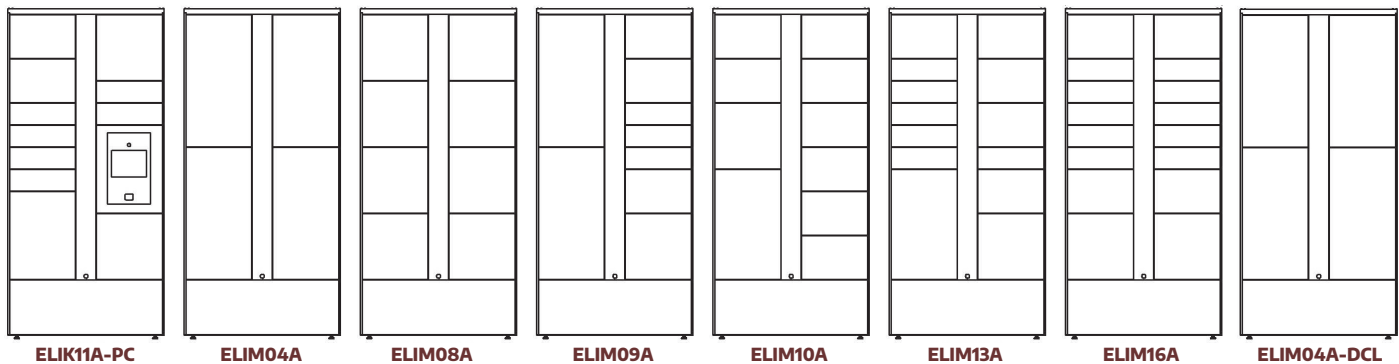
Proven partner with millions of transactions

LEARN MORE AT:
PACKAGECONCIERGE.COM/PRODUCTS/ELEMENT



Element Locker Series Modules

Select the desired number of pre-configured modules to build an automated locker system that is right for you.



Module Dimensions: 39" W x 82-1/4" H x 23-7/8" D		Compartment Sizes Per Module 13-1/2" W x 22-1/2" D x (see below)" H						
Model #	Location	One-High 4.8" H	Two-High 10.3" H	Three-High 15.8" H	Four-High 21.3" H	Five-High 26.8" H	Six-High 32.3" H	Total Compartments
ELIK11A-PC	Indoor	6	2	2	1	0	0	11
ELIM04A	Indoor	0	0	0	0	0	4	4
ELIM08A	Indoor	0	0	8	0	0	0	8
ELIM09A	Indoor	3	3	1	0	0	2	9
ELIM10A	Indoor	0	8	1	0	1	0	10
ELIM13A	Indoor	6	5	1	0	1	0	13
ELIM16A	Indoor	10	4	2	0	0	0	16
ELIM04A-DCL	Indoor	0	0	0	0	0	4 (Dry Cleaning)	4

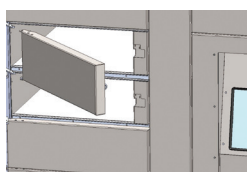
Site Configurable Locker Compartments

Adjust your compartment configuration to accommodate business changes by swapping doors and shelves in only a few easy steps.

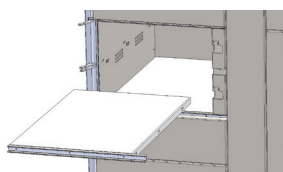
Step 1:



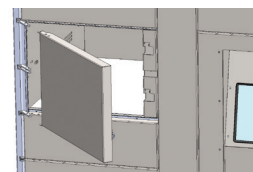
Step 2:



Step 3:



Step 4:



Step 5:



Powder Coat Finish Options

Colors shown are representative of the actual powder coat finish but are limited by printing conditions and may vary slightly from the actual finished product.



LEARN MORE AT:
PACKAGECONCIERGE.COM/PRODUCTS/ELEMENT

ELS-IN-083019
©2019 Package Concierge® All rights reserved.