

Element Locker Series

No Interior Space? No Problem!


Dedicated interior space is no longer necessary when you choose the Package Concierge® Element Locker Series.

Meet the demands of outdoor environments and provide 24/7 customer access with this weather resistant, secure automated locker system. Its sleek design includes LED lights to ensure nighttime illumination and reinforced doors with hidden compartment hinges protects compartment contents.

If finding space for lockers is a problem - here's your solution!

Outdoor Locker Standard Features

- Pre-configured double column modules
- Dry Cleaning locker module includes hanger mechanisms
- Patent-pending site configurable locker process
- Awning includes LED light for nighttime illumination
- 10" x 8" touchscreen, camera, and barcode reader
- Uninterruptable power supply (UPS)
- Electrical: Hard-wired for 120 Volt, 15 Amp circuit w/disconnect
- Internet: Ethernet, Wifi, or Cellular
- Operating temperature range: -10°F to 125°F
- Designed to withstand wind speeds up to 100 mph
- Maintenance access to compartments in locker module
- Corrosion-resistant steel construction with powder coat finish available in eight (8) colors
- Custom powder coat color finish or wraps available
- Foundation-mounting with hidden hardware
- Linear, U/L shape and split system installation options



Site configurable lockers



Proprietary cloud-based software



Web portal with live/historical data



U.S. based 24/7 customer support



Proven partner with millions of transactions

Safety Compliance

The Package Concierge® Element locker series, manufactured by Florence Corporation, is ETL certified to UL-2361 in compliance with US electrical and fire safety standards and is identified with the ETL Listed Mark. (ETL Certification #4010527)



Element Locker Series Modules

Select the desired number of pre-configured modules to build an automated locker system that is right for you.



Module Dimensions:		Compartment Sizes Per Module						
39" W x 85-1/2" H x 34" D (with awning) 39" W x 82-1/4" H x 23-7/8" D (without awning)		13-1/2" W x 22-1/2" D x (see below)" H						
Model #	Location	One-High 4.8" H	Two-High 10.3" H	Three-High 15.8" H	Four-High 21.3" H	Five-High 26.8" H	Six-High 32.3" H	Total Compartments
ELOK11A-PC	Outdoor	6	2	2	1	0	0	11
ELOM04A	Outdoor	0	0	0	0	0	4	4
ELOM08A	Outdoor	0	0	8	0	0	0	8
ELOM09A	Outdoor	3	3	1	0	0	2	9
ELOM10A	Outdoor	0	8	1	0	1	0	10
ELOM13A	Outdoor	6	5	1	0	1	0	13
ELOM16A	Outdoor	10	4	2	0	0	0	16
ELOM04A-DCL	Outdoor	0	0	0	0	0	4 (Dry Cleaning)	4

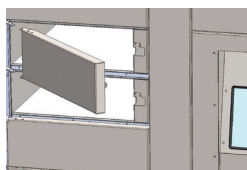
Site Configurable Locker Compartments

Adjust your compartment configuration to accommodate business changes by swapping doors and shelves in only a few easy steps.

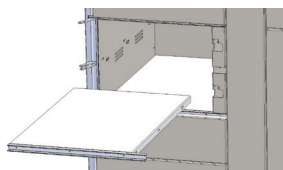
Step 1:



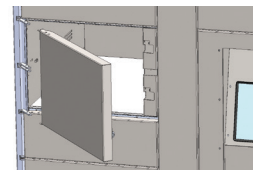
Step 2:



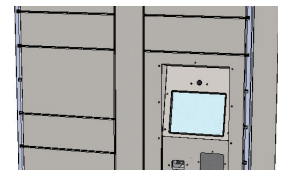
Step 3:



Step 4:



Step 5:



Powder Coat Finish Options

Colors shown are representative of the actual powder coat finish but are limited by printing conditions and may vary slightly from the actual finished product.



LEARN MORE AT:
PACKAGECONCIERGE.COM/PRODUCTS/ELEMENT

ELS-OUT-030121
 ©2021 PACKAGE CONCIERGE® ALL RIGHTS RESERVED.