



Robust Solution



Indoor Element Locker Series

Made in America's Heartland by our experienced design and manufacturing teams, this robust modular system can easily be expanded to fit your needs.

As a carrier-agnostic solution, pair your Indoor Element smart locker system with an access-controlled package room to accommodate 100% of your resident's deliveries.

Enhance the value of your facility with this intuitive smart locker.

Approved Internationally

The Package Concierge® Element Locker Series has been tested and deemed both CE and UKCA approved; meeting all compliance and legislation in the UK and EEA.

Safety Compliance

Manufactured by Florence Corporation, the Package Concierge®



Element locker series is ETL certified to UL STD 62368-1 and 60950-22 SUB 2361 in compliance with US electrical and fire safety standards and is identified with the ETL Listed Mark. (ETL Certification #4010527)

Standard Features

- Pre-configured double column modules
- Patent-pending site configurable locker process
- Multiple locker compartment sizes for flexible configuration
- Sleek look with hidden compartment hinges
- Corrosion-resistant steel construction with powder coat finish
- Foundation-mounting with hidden hardware or optional wall-mount
- 10" x 8" touchscreen
- Proprietary Latching System
- Parcel Module Controller (PMC) with super capacitor backup (lasts longer than a battery backup)
- Proprietary cloud-based software and app
- Internal still camera records transactions; optional external video camera for additional security
- Barcode Reader
- Electrical: 120 Volt, 15 Amp
- Internet ready: Ethernet
- Indoor operating temperature range: 32°F to 95°F
- Passive airflow system to maintain ambient temp

LEARN MORE AT:

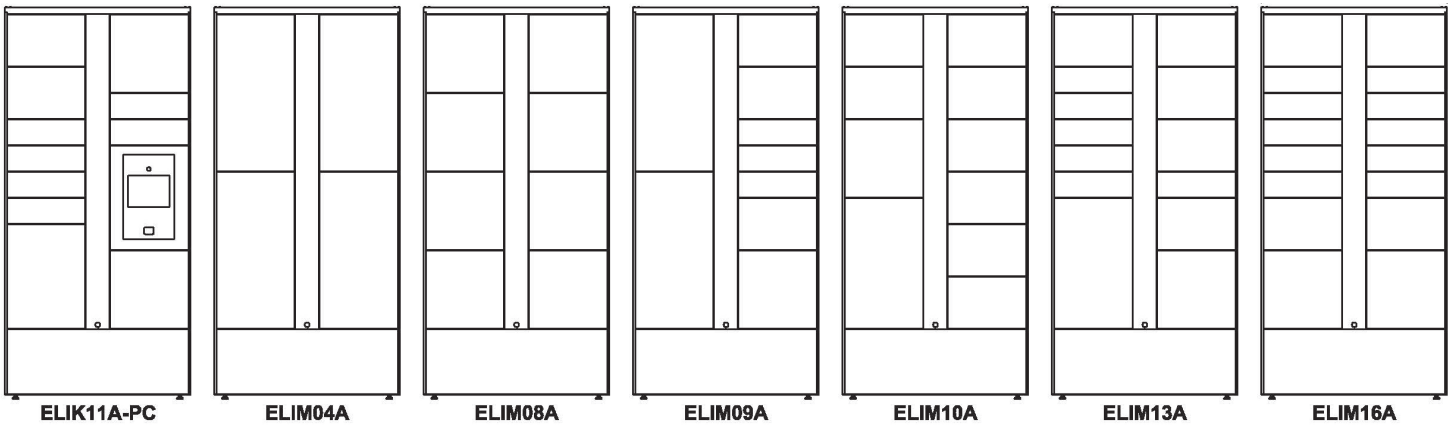
packageconcierge.com/products/element/





Pre-Configured Indoor Element Locker Modules

Select the desired number of pre-configured modules to build an automated locker system that is right for you.



Locker Compartment Sizes				Indoor Locker Module Configuration						
Description	Height	Width	Depth	K11A	M04A	M08A	M09A	M10A	M13A	M16A
1 High	4.8"	13.5"	22.5"	6	0	0	3	0	6	10
2 High	10.3"	13.5"	22.5"	2	0	0	3	8	5	4
3 High	15.8"	13.5"	22.5"	2	0	8	1	1	1	2
4 High	21.3"	13.5"	22.5"	1	0	0	0	0	0	0
5 High	26.8"	13.5"	22.5"	0	0	0	0	1	1	0
6 High	32.3"	13.5"	22.5"	0	4	0	2	0	0	0
Total Lockers:				11	4	8	9	10	13	16

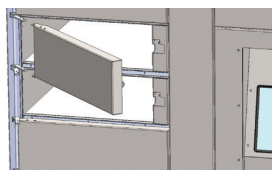
Site Configurable Locker Compartments

Adjust your compartment configuration to accommodate business changes by swapping doors and shelves in only a few easy steps.

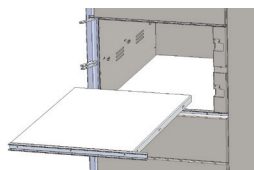
Step 1:



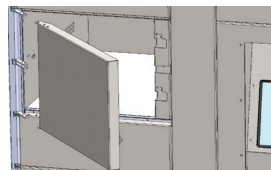
Step 2:



Step 3:



Step 4:



Step 5:



Powder Coat Finish Options

Colors shown are representative of the actual powder coat finish but are limited by printing conditions and may vary slightly from the actual finished product.



White

Silver Speck

Sandstone

Postal Gray

Gold Speck

Antique Bronze

Dark Bronze

Black