



# No Space? No Problem!



## Outdoor Element Locker Series

Dedicated interior space is no longer necessary when you choose the Package Concierge® Outdoor Element Locker Series.

Meet the demands of outside environments and provide 24/7 customer access with this weather resistant, secure automated locker system. Its sleek design includes LED lights to ensure nighttime illumination and reinforced doors to protect compartment contents.

If finding space for lockers is a problem – here's your solution!

### Future-proof your investment

The Package Concierge® Element Locker Series is site configurable; allowing you to adjust existing compartment sizes to meet your growing business demands.

### Safety Compliance

Manufactured by Florence Corporation, the Package Concierge®



Element locker series is ETL certified to UL STD 62368-1 and 60950-22 SUB 2361 in compliance with US electrical and fire safety standards and is identified with the ETL Listed Mark. (ETL Certification #4010527)

### Standard Features

- Pre-configured double column modules
- Patent-pending site configurable locker process
- Multiple locker compartment sizes for flexible configuration
- Sleek look with hidden compartment hinges
- Corrosion-resistant steel construction with powder coat finish
- Foundation-mounting with hidden hardware and optional asphalt anchors
- Awning includes LED light for nighttime illumination
- Barcode Reader
- Internal still camera records transactions; optional external video camera for additional security
- Ventilated outdoor suitable 10" x 8" color touchscreen allows kiosk to face any direction
- Proprietary Latching System
- Internet ready: Ethernet or Cellular
- Electrical: Hard-wired for 120 Volt, 15 Amp circuit w/disconnect
- Operating temperature range: 10°F to 100°F
- Designed to withstand 100 mph wind speeds

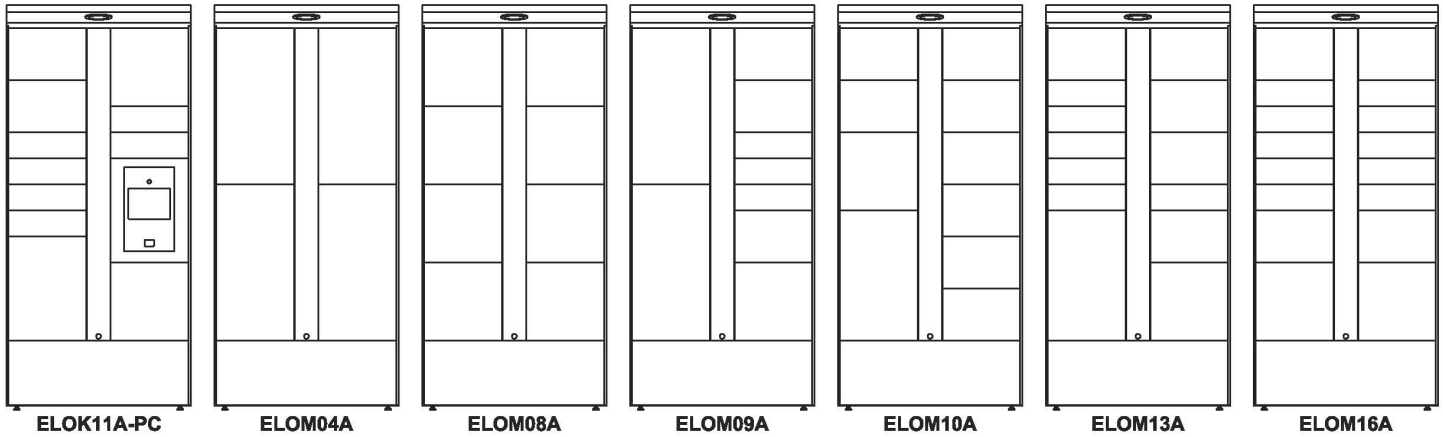
LEARN MORE AT:

[packageconcierge.com/products/element/](https://packageconcierge.com/products/element/)



## Pre-Configured Outdoor Element Locker Modules

Select the desired number of pre-configured modules to build an automated locker system that is right for you.



Locker Compartment Sizes				Outdoor Locker Module Configuration						
Description	Height	Width	Depth	K11A	M04A	M08A	M09A	M10A	M13A	M16A
1 High	4.8"	13.5"	22.5"	6	0	0	3	0	6	10
2 High	10.3"	13.5"	22.5"	2	0	0	3	8	5	4
3 High	15.8"	13.5"	22.5"	2	0	8	1	1	1	2
4 High	21.3"	13.5"	22.5"	1	0	0	0	0	0	0
5 High	26.8"	13.5"	22.5"	0	0	0	0	1	1	0
6 High	32.3"	13.5"	22.5"	0	4	0	2	0	0	0
Total Lockers:				11	4	8	9	10	13	16

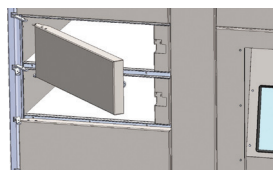
## Site Configurable Locker Compartments

Adjust your compartment configuration to accommodate business changes by swapping doors and shelves in only a few easy steps.

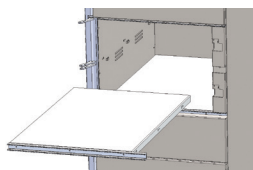
Step 1:



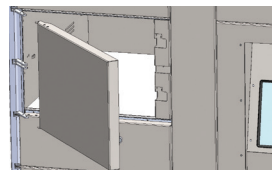
Step 2:



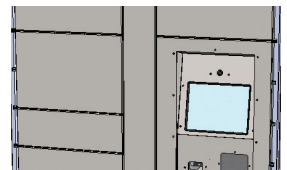
Step 3:



Step 4:



Step 5:



## Powder Coat Finish Options

Colors shown are representative of the actual powder coat finish but are limited by printing conditions and may vary slightly from the actual finished product.

